



FIXTURLASER GO Basic

Welcome to our world.

Since the very beginning in 1984, ACOEM AB has helped industries throughout the world to achieve more profitable and sustainable production. We have reached where we are today by having the courage to think beyond the norm and follow slightly unconventional paths. We have had the courage to make mistakes and find new directions. Through our resolve, ambition and knowledge we have become a global player and a leader in innovative, user-friendly shaft alignment.

TPS

TRUE POSITION SENSING

- Live Values during Adjustment
- VertiZontal Moves = Measure Once, Move in Two Directions
- Both Shaft Positions Monitored Simultaneously

GRASP

GRASP

- Adaptive and Icon Based User Interface
- Color screen
- Color Coded Measurement Results

AI

ALIGNMENT INTELLIGENCE

- All Digital System
- 30 mm CCD Sensor – Allows for High Repeatability
- Unparalleled Signal Control

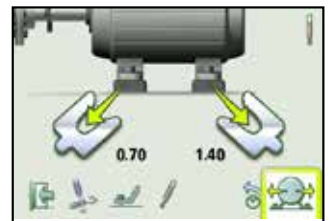
Value for Money with the Fixturlaser GO Basic

Our entry product, the Fixturlaser GO Basic, comes with high tech hardware and software; a consummate shaft alignment product for horizontal and vertical shaft alignment. It also includes such valuable functions and applications, such as the VertiZontal Moves, Softcheck, Target values, Memory management, Screen flip and, finally, the Resume Function.

An Adaptive User Interface with the VertiZontal Moves

Fixturlaser has developed an adaptive user interface, i.e. a user interface that actually tells you what to do based on your measurement results. With the VertiZontal Moves feature, we have brought to you one of the most innovative and time saving features in the shaft alignment world.

The adaptive user interface shows how much a misaligned machine requires to be adjusted by adding or removing shims at the machine's feet. When proceeding with the measurement, you no longer need to remeasure in between the vertical and the horizontal adjustment during the adjustment process. The following horizontal adjustment is promptly carried out with real values displayed.



The time savings from the VertiZontal Moves are huge; such as e.g. much less climbing up and down to make adjustments and re-measure and/or fewer times shimming, hammering, prying, lifting, sweating, etc.

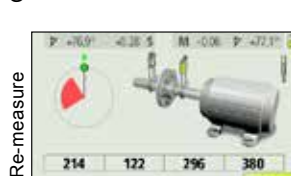
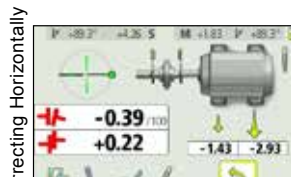
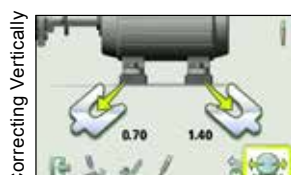
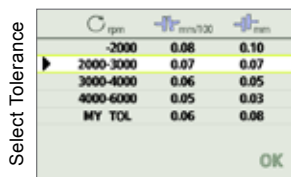

Power Management System – the Resume Function

The Fixturlaser GO Basic has an exceptional power management system with an integrated resume function. It will automatically save all critical data if and when it goes into energy saving mode or if the battery goes flat. It will automatically resume to where you left off, when you turn on the system again – that is our exceptional Resume Function!

Saving and Documentation

Saving is handled by using the Memory Manager function; the Fixturlaser GO Basic has the capacity to store 350 measurements. Documentation of measurement reports is really easy. By connecting the display unit to the PC's USB connection, the files are rapidly transferred using the Explorer function in the PC.





Sensor Technology

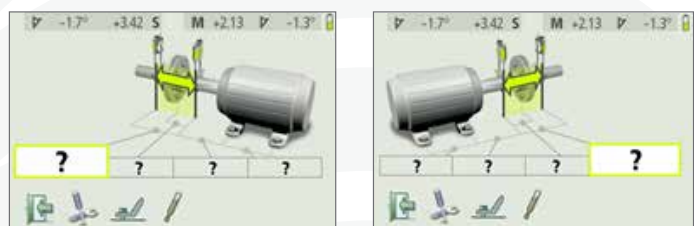
All Fixturlaser shaft alignment tools use two sensor units, i.e. two laser beams. With the integrated innovative technologies, 30 mm CCD sensors and line laser, we have virtually eliminated both rough alignment and laser adjustment, even for big angular misalignments.

This is a benefit you would not enjoy with the measurement technique that uses only one laser beam. With such a technique, you would have to remeasure after each and every adjustment.

The sensors deliver extremely high measurement accuracy. The CCD sensors also allow for digital signal quality control, further enhancing the measurement accuracy.

Pick Your View with the Screen Flip

Confusing when the display screen does not show the machine from the same angle as your view of it? No problem, we have a solution for that as well – the Screen Flip. It enables you to see the machine set-up from the actual view that you have of the machine.



Less Downtime, Prolonged Machine Life Time - the Benefits from Shaft Alignment

Shaft Alignment with the Fixturlaser GO Basic will have an impact on your budget. It is well documented that performing shaft alignment will reduce your downtime, increase machine life time, as well as reduce the machine component wear. It will all be translated into less expenditures for maintenance and a more profitable business. It all comes down to: "Can you afford to not invest in the Fixturlaser GO Basic?"

FIXTURLASER GO BASIC - COMPLETE SYSTEM

Weight (incl. all standard parts): 5,0 kg (11,0 lbs)

DISPLAY UNIT

Weight:	0.66 kg (1.46 lbs) with batteries
Dimensions:	205 mm x 116 mm x 56 mm (8.1 in x 4.6 in x 2.2 in)
Environmental protection:	IP 54
Flash storage memory:	500 MB
Display:	Color TFT-LCD backlight
Display size:	4" diagonal (84 x 56 mm)
Power supply:	3 x 1.5V LR-14 (C) Alkaline batteries or 1.2V NiMH HR-14 Rechargeable Nickel Metal Hydride cells
Operating time:	30 hours typical use

SENSOR UNITS

Weight:	170 g (6,0 oz)
Dimensions:	79 mm x 77 mm x 34 mm (3,4 in x 3,0 in x 1,3 in)
Environmental Protection:	IP 65
Measurement Distance:	Up to 5 m (16,4 feet)
Detector:	CCD
Detector Length:	30 mm (1,2 in)
Detector Resolution:	1 µm (0,04 mils)
Measurement Accuracy:	0,3% ± 7 µm (0,3% ± 0,28 mils)

SHAFT BRACKETS

Shaft diameter:	Ø 25 – 175 mm (1in – 6.9in) With extension chain Ø 25 – 450 mm (1in – 18in)
Rods:	4 pcs 150 mm (5,9 in)



Horizontal Shaft Alignment

Determine and correct the relative position of two horizontally mounted machines that are connected, such as a motor and a pump, so that the rotational centers of the shafts are collinear.



Vertical Shaft Alignment

Determine and correct the relative position of two vertically/flange mounted machines that are connected, such as a motor and a pump, so that the rotational centers of the shafts are collinear.



Softcheck™

Softcheck™ checks if there is a soft foot condition, i.e. when the motor is not resting firmly on all its feet.



Target Values

Pre-set target values before starting your alignment work when you have determined the machines thermal expansion.



Memory Manager

Measurements can be organized in folders and subfolders. Single measurements and/or complete data structures can be copied to USB stick.



1. Display unit
2. Fixturlaser M2 Shaft brackets complete incl. 2 rods, 150 mm chain, 470 mm
3. Fixturlaser S2 Shaft brackets complete incl. 2 rods, 150 mm chain, 470 mm
4. USB cable
5. 2 pcs of cable, 3 meter
6. Tape measure, 5 m
7. 2 pcs of angled universal tool
8. 3 pcs of battery LR 14 C-Cell

ACOEM AB is a global player and leader in developing innovative, user-friendly equipment for shaft alignment. By helping industries worldwide to become perfectly aligned, and eliminating anything that might not be, we minimize unnecessary wear and production stoppages. This will ultimately make our customers more profitable and our environment more sustainable.



P.O. Box 7 SE - 431 21 Mölndal - SWEDEN
Tel: +46 31 706 28 00 - Fax: +46 31 706 28 50
E-mail: info@fixturlaser.se - www.fixturlaser.com



Benelux B.V.

Tinstraat 85 2984 AN Ridderkerk
The Netherlands
Tel: +31 180 46 48 68 Fax: +31 180 46 40 72
E-mail: info@fixturlaser.nl Web site: www.fixturlaser.nl